





APPLICATOR SIZE GUIDE

MEASUREMENT A OR B

CENTIMETRES	INCHES	RECOMMENDED SIZE	
15-20	6-8	XSMALL	
28-35	11-13.5	SMALL	
32-40	12.5-15.75	MEDIUM	
38-47	15-18.5	LARGE	
45+	17.75+	XLARGE	