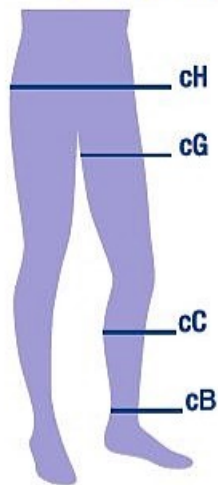




SIZE CHART 15-20, 20-30 & 30-40 mmHg*



Size	Ankle (cB)	Calf (cC)	Thigh (cG)	Hip (cH) (Pantyhose)
S	7"-8 1/4" (18-21 cm)	11"-15" (28-38 cm)	15 3/4"-24 3/8" (40-62 cm)	28"-46" (71-117 cm)
M	8 3/8"-9 7/8" (21-25 cm)	11 7/8"-16 1/2" (30-42 cm)	18 1/8"-27 1/2" (46-70 cm)	30"-50" (76-127 cm)
L	10"-11 3/8" (25-29 cm)	12 1/2"-18 1/8" (32-46 cm)	21 1/4"-30 3/4" (54-78 cm)	32"-54" (81-137 cm)
XL	11 1/2"-13" (29-33 cm)	13 3/8"-19 5/8" (34-50 cm)	23 5/8"-32" (60-81 cm)	40"-65" (102-166 cm)
LFC	10"-11 7/8" (25-30 cm)	18"-24" (46-61 cm)	-	-
XLFC	12"-14" (30-36 cm)	18"-24" (46-61 cm)	-	-
	Knee High Standard: Greater than 15" (38 cm) Knee High Petite: 15" (38 cm) or less			Thigh High Standard: Greater than 27" (68.5 cm) Thigh High Petite: 27" (68.5 cm) or less

For Knee, Measure Ankle and Calf. For Thigh, Measure Ankle, Calf and Thigh. For Pantyhose and Maternity, Measure Ankle, Thigh and Hip.